


How to Reset your Password

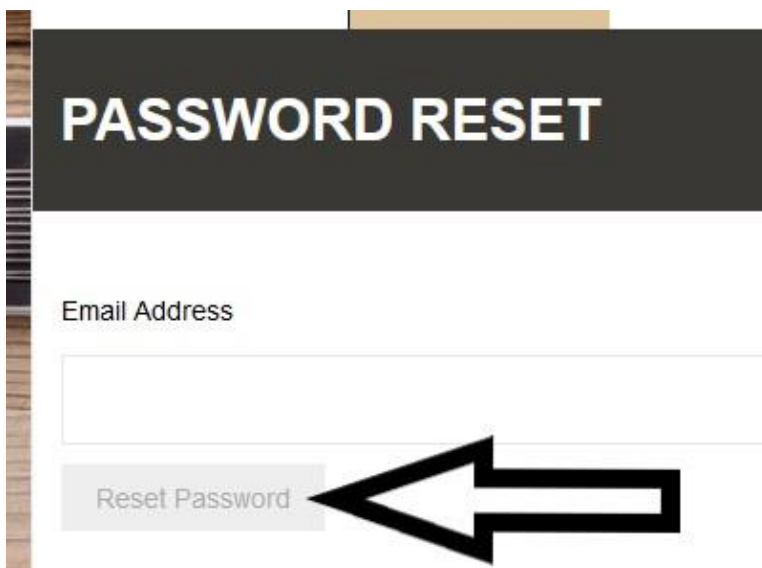
1. Select "Password Reset" under "Member Login"




- a. OR if you have already gone to the member login page, select "Forgot Password?"

A screenshot of the Member Login page. It features a form with the following elements: a text input field for "Username or Email", another text input field for "Password", a checkbox labeled "Remember Me", a "Login" button, a link for "Forgot Password?", and a link for "Join Us". The "Forgot Password?" link is highlighted in pink.

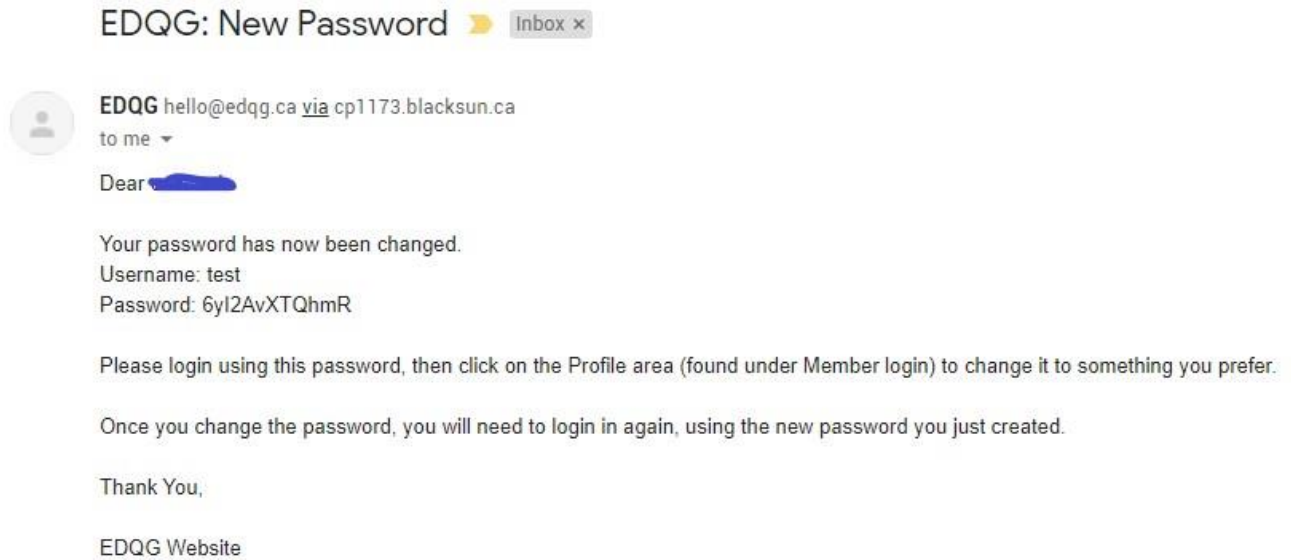
2. Enter your email address and click "Reset Password"



3. You will then get the following message.



4. The following email will be sent to you.



5. Go back to the EDQG website, select "Member Login" and enter the username and password listed in the email, then click "Login"
 - a. As the password listed is long and complicated, the best way to enter this new password is to **highlight it, copy it, and then paste it into the password field on the site.**
 - i. To copy the password--Once the word is highlighted (selected), press the **CTRL** key and the **C** key at the same time OR right click, and select "copy".
 - ii. To paste the password—go to the password field on the website, press the **CTRL** Key and the **V** key at the same time OR right click and select "paste"
6. You should now be logged into the site.
7. Go back to the "Member Login" menu and select "Profile" to change your password to something you prefer.



- a. Enter a password in the “Password” field that you will remember.
- b. Enter that same password in the “Repeat Password” field.

PROFILE		Home / Membe
Username	test	
Email	<input type="text"/>	
Password	<input type="text" value="Leave empty to keep the current password"/>	
Repeat Password	<input type="text" value="Leave empty to keep the current password"/>	
First Name	c	
Last Name	tested	
Phone	<input type="text"/>	
Street	<input type="text"/>	
City	<input type="text"/>	
State	<input type="text"/>	
Zipcode	<input type="text"/>	
Country	(Please Select)	
Company Name	<input type="text"/>	
Membership Level	Member	

- c. Click “Update” at the bottom of the page.
- 8. You will now see this message telling you that your password has changed. Another email has also been sent to your email address.

Contact the EDQG	Member Login ▾	Zoom Meetings – How To's
----------------------------------	--------------------------------	------------------------------------------

PROFILE Home / Member Login / Profile

Profile updated successfully. You will need to re-login since you changed your password.

You are not logged in.

[EDQG] Password Changed ▷ Inbox x



WordPress wordpress@edqq.ca via cp1173.blacksun.ca
to me ▾

Hi test,

This notice confirms that your password was changed on EDQG.

If you did not change your password, please contact the Site Administrator at info@edqq.ca

This email has been sent to [\[REDACTED\]](#)

Regards,
All at EDQG
<https://edqq.ca>

9. When you log in again, you will use the one you just changed it to. (The complicated one from the email is now no longer valid and you can delete that email.)