


QUILT CONNECTIONS

Edmonton and District Quilters' Guild Newsletter

70 Bonnie Doon Mall P.O. Box 68004, Edmonton, Alberta T6C 4N6
www.edqg.ca



Issue 404: January 2023

January – Diane Murtha

January's Presenter



Diane Murtha, Peaceful Stitching

Whether it's machine quilting or piecing in a restful state or hand stitching, slow stitching has gained popularity over the last 5 years. It has many creative and healthful benefits.

I'll give you a variety of great ideas to add slow stitching to enhance your quilting and other projects. English paper piecing, embroidery, decorative darning, and big quilt stitching are some examples. It's for everyone!

Diane began as a traditional quilter in the late 90's, gradually modifying patterns and gravitating to art quilts, specifically participating in art quilt challenges. Her quilts are included in 3 published books and multiple special exhibits traveling the country, including Houston's International Quilt Festival.



Diane Murtha <https://www.dianelmurtha.com/index.php>

January 18, 2023 Guild Meeting
Zoom doors open at 7:00 pm, meeting begins at 7:15 pm
(watch for e-blast Monday, January 16)

BOARD 2021-22 EXECUTIVE

Chair Kathy LdC	<u>chair@edgg.ca</u>
Vice Chair Dorothy J	<u>vicechair@edgg.ca</u>
Past Chair Susan M	<u>pastchair@edgg.ca</u>
Treasurer Shannon H	<u>reckoning@edgg.ca</u>
Secretary Cheryl M	<u>secretary@edgg.ca</u>
Director, Com. Outreach Charlene T	<u>outreach@edgg.ca</u>
Director, Education Melissa D	<u>education@edgg.ca</u>
Director, Governance Elsie M	<u>governance@edgg.ca</u>
Director, Member Services Vicki R	<u>memberservices@edgg.ca</u>

COMMITTEES

Community Services Judi C	<u>communityservice@edgg.ca</u>
Festival of Quilts Myrna P	<u>quiltshow@edgg.ca</u>
Program Darlene B	<u>program@edgg.ca</u>
Sew Days Cathy T	<u>sewdays@edgg.ca</u>
Retreats VACANT	<u>retreats@edgg.ca</u>
Endowment Kathy S	<u>endowment@edgg.ca</u>
Membership Pat A	<u>membership@edgg.ca</u>
Library Sandra P	<u>library@edgg.ca</u>
Communications Ethel R Barb K	<u>communications@edgg.ca</u>
Newsletter Sheila J	<u>newsletter@edgg.ca</u>
Desktop Publisher Brandis P	<u>desktoppublisher@edgg.ca</u>
Webmaster Charlene T	<u>webmaster@edgg.ca</u>
Website	<u>www.edgg.ca</u>
Facebook	<u>https://www.facebook.com/edgg.ca</u>



Musings from the Chair



The beginning of a new year is always a good time to reflect on what occurred in the previous 12 months. Many good things have happened. I have taken some great quilting classes, I have continued to develop my musicianship and I have focused on positive relations with family and friends.

But one thing has been noticeably absent – ADVENTURE! The Merriam-Webster dictionary defines adventure as 1) an action involving unknown risks or dangers; 2) the encountering of risks, the spirit of adventure; 3) an unusual or exciting experience. Now, I know that what constitutes an adventure for me might be totally different for you. Perhaps we can all agree that we would rather not relive the scary adventure

of grocery shopping during the early days of COVID-19!

Many of my past adventures have involved travel. In 1982 I travelled to New Zealand and Australia with a friend, hitchhiking our way without a care in the world. When we parted company, I travelled through Asia alone, having experience after experience with fellow travellers I met along the way. I doubt I will ever repeat such a grand adventure!

My next adventure in 1990 took me to Mexico where I lived for almost a year. I delighted in the colours, the art, the history, and of course, the food. Mexico City is not for the faint of heart (especially for one with fair colouring). I successfully roamed the city using the metro and taxis while waiting for my husband to come home from work. Weekends would find us outside the city visiting Aztec temples and absorbing the culture. Over the years we have returned to Mexico many times and experience new adventures each time.

Have there been quilting adventures? Yes, for sure! Not that quilting is a risky undertaking (unless you cut yourself with a rotary cutter), although sometimes receiving your credit card bill after a quilt show could conceivably give one a heart attack. But there have been many exciting experiences through doing classes with some very special teachers (Gloria Loughman, Hilde Morin, Deborah Boschert, and Anna Hergert, to name a few).

I'm pretty sure I'm ready for a new adventure. Although I have nothing specific planned, my heart and mind are open to possibilities. One thing is for sure – I know I need to take more risks (especially in the art domain). Stay tuned!

-Kathy LdC, Chair

In the interest of keeping everyone safe, we strongly encourage members and guests who attend EDQG activities in person to sanitize hands often and physically distance when possible. Masks are optional and can be worn at your discretion.

Quilt Connections Is Now Public

When you read the newsletter, did you happen to notice that the surnames and phone numbers for the Board and Committee Chairs were not included? No, it was not an oversight. It was a change initiated by the Board to address the difficulties that some members were experiencing when they wished to read the newsletter. For the past couple of years, members have needed to log in to the website to read the newsletter and for some members, this has been difficult.

The EDQG monthly newsletter, *Quilt Connections*, is now public and members no longer need to log-in to the website to read the newsletter. With this change however, the Board did not want its member's surnames and phone numbers available to the public.

The Board recognizes however, that there may be times when you need to contact a Board member or a Committee Chair by phone. You can find their phone numbers on the EDQG website under the Admin "drop down" **2022-2023 Board Members and Committee Chairs**. The list includes their full names, EDQG email addresses, and personal phone numbers. Here is a link to that information:

<https://edqq.ca/2020/06/16/2020-2021-board-members>.

*Please note: You will not be able to access the link unless you are logged in to the EDQG website.

A Note from Friends

There are times in everyone's life when a note of celebration, appreciation, encouragement or other expressions of caring may be called for. The Communications Committee would like to respond to those. If you are aware of a situation in a fellow Guild member's life that warrants such acknowledgement, please let us know by email: communications@edqq.ca

COMMUNITY OUTREACH

Since September 2022, 95 beautiful quilts were gifted to the following organizations: *Sleep in Heavenly Peace, Society of St. Vincent De Paul, Terra Centre, Basically Babies, Jessie's House, Quilts of Valour* and *Wings of Providence*. That is a lot of comfort to many people. Well done!

I have been asked how members may participate in Community Service Committee activities. Some members meet the second Tuesday of the month, 9:30-4:00 pm, at the Focus on Fibre Arts Association (FFAA) Studio (10554 – 110 street NW). We work on charity quilts using donated fabric, donated blocks and /or donated tops. There is always room for more to attend. Donations in the last couple of years have come from quilters downsizing or from quilter's estates. Some members pick up fabric or quilts that need binding to work on at home. Some members do the quilting by long arm or domestic machine and some come and sew on EDQG labels and binding.

We have a budget that allows us to purchase some batting and sheets for printing labels. We do appreciate donations of leftover pieces of batting, fabric, orphan blocks, and sheets for printing labels. If you have a completed top that you know you will never finish, we will gladly accept it. Quilting supplies in the Committee's stash may be used for any charity a member wishes.

If you have any questions and would like to participate in a big or small way, give me a call. Any help is appreciated.

...cont'd on next page

It's exciting! The Community Service Committee is going to have an extra sew day in the new FFAA Studio on Monday January 23, 2023

Address: **#100, 10554-110 street NW.**

9:30 am - 4:00 pm.

Drop by to deliver quilts, pick up fabric for charity quilts or drop off your BOM.

Our door is in the back off the alley and there is parking there as well as in front.

There is hourly parking across the street.

Some of the street parking is 1/2 hour so read signs carefully.

Please reply to Vicki at memberservices@edgg.ca to let her know you will be attending.

Peace,

-Judi C, Chair, Community Outreach Committee

PROGRAM

Mark your calendars!



Zoom Workshop with Diane Murtha

Registration opened after the December 21 meeting.

Name of Workshop: "Fantastic Flowers, Leaves and Wings" - Zoom Workshop

Date: Saturday, March 11, 2023, 10:00 a.m. to 2:00 p.m.

Cost: \$65/Members; \$70/Non-members

Description: Want to make a wall hanging or art quilt pop? Learn to embellish your quilts with 3-D petals and leaves, using Diane's floral wire technique. This would also work well on jackets, hats, bags... use your imagination!

Virtual Sew Days!

Come sew with us. It's easy!

Contact Cathy at sewdays@edgg.ca and she will send you the link.

All dates are Saturdays 9 am till 5 pm. Join when you like and stay as long as you like.

January 7th, February 18th, and March 18th.



Show and Tell

Note: new email address is showandtell@edgg.ca

We will be continuing with Show and Tell in a virtual format for January. Please send your beautiful creations to showandtell@edgg.ca by Sunday, January 15 to be included in this month's presentation and to qualify for the quibit draw.

JANUARY BLOCK OF THE MONTH:

Star Sashed Nine Patch with Jenny Doan from Missouri Star

How to video: <https://www.youtube.com/watch?v=t5fadqBf7rs>

Colours: Purple and Red

Cut:

2 - 2 ½" coordinating light strips for sashing (min 26" long)

16 - 2 ½" dark purple squares (assorted)

3 - 2 ½" red strips (20" long min, assorted)


3 - 2 ½" purple strips (20" long min, assorted)

4 - 2 ½" red blocks (assorted)

Remember - Scant ¼" seams



Sew 2 ½" light strips for sashing together and sub-cut into 6 ½" rectangles



Snowball the 4 corners of each 6 ½" rectangle with the dark purple squares



Make two strip sets using 2 ½" strips
1- red, purple, red (sub-cut into 8 - 2 ½" strips)
1 - purple, red, purple (sub-cut into 4 - 2 ½" strips)

Sew together to make 4 - 9 patch blocks
They should now measure 6 ½" square



Sew red 4 patch for centre (4 ½" square)
Sew Blocks together as pictured
Block 16 ½"

2022-23 Prairie Rose Quilt Show



'Festivals'

Festivals offer everyone an opportunity to celebrate culture and special traditions. In celebration of the return to in-person quilt shows and the *EDQG Festival of Quilts*, members are invited to create a quilt that celebrates and pays tribute to the wonder of "festivals". While Edmonton is known as the city of festivals, other communities regularly celebrate with various festivals as well. Are you a member from another community – Airdrie, Calgary, Leduc, Spruce Grove, Red Deer, or Grande Prairie? What special festivals are held where you live? Participation in the Prairie Rose Quilt Challenge is a way to honour the festivals in your community.

*First Nations
Pavilion Regina
Mosaic Festival*



What are the criteria for the Prairie Rose Quilt Challenge?

1. It must depict the theme "Festivals."
2. It must contain the colour associated with the first letter of your first name (e.g., "s" for Susan, the colour could be "sea green" or any of at least twenty-eight (28) other choices).
3. 2023 is the year of the rabbit and a rabbit must be found within your piece.
4. The number "44" must also be included, honouring the number of years that EDQG has existed.
5. The perimeter of your entry can be between 48" and "200" (with a maximum of 100" on any one side just in case you were thinking of making a quilt that was 1" X 198").
6. It must contain three layers that are quilted.


There will be prizes awarded for:

1. the interpretation of the theme;
2. the use of colour;
3. the use of a variety of quilting techniques;
4. the use of embellishment;
5. judge's choice;
6. and the best overall.

Entries will be due no later than the May 2023 guild meeting, on May 17th. More details regarding this in future newsletters.

-Susan M., Past Chair pastchair@edqq.ca





Library

As we start another new year, I always think afresh that I will be better organized and more productive! If you have those same thoughts, here are two EDQG library book titles to help you in that direction:

Love Your Creative Space, by Lilo Bowman, has lots of ideas for creating an inspiring and organized creative space.

Sew Healthy & Happy, by Rose Parr, gives you many ideas for healthier and more productive ways of making your workspace more ergonomic, and your body happier while working creatively.

For our **January book raffle**, I have picked two books along the “organize and productivity” theme:

Quilter’s Project Planner: Everything You Need to Dream, Plan & Organize 12 Projects! by Betsy La Honta and Kerry Graham, Stash Books (C&T Publishing), 2020. I would love to own this book! What a way to start the year, with a book/journal to record all your projects. Well, 12 of them. Beautiful photographs for inspiration, tips, but mostly space to record your progress on projects.

Learn to Quilt with Panels: Turn any Fabric Panel into a Unique Quilt, by Carolyn S. Vagts for Annie’s, 2022. Have you ever purchased a cute panel, and then wondered what to do with it? This book gives you lots of ideas. Carolyn is the editor of Quilter’s World magazine and has many great ideas on sizing and borders. This book was purchased for the library also.

Thank you for your support of the library and the book raffles, which raise money for new books in the library. In November we raised \$109.00.

In November our raffle books and winners were:

The Big Book of Little Quilts, 51 Patterns, Small in Size, Big on Style, by That Patchwork Place, published by Martingale, 2019. Winner: Helen R., ticket#836336.

Tabletastic! 20 Table Topper Patterns, by Doug Leko, of Antler Quilt Design, 2020. Winner: Susan J., ticket #836322.

Please contact me at library@edqq.ca if you wish to borrow a book or learn more about the library.

-Sandra P, Library Chair

Edmonton Festival of Quilts

Sharing the heART of Quilting!

June 3 & 4, 2023



Congratulations to Kathy S on being selected as the 2023 EDQG Featured Quilter! We are all very excited to see a fabulous display of Kathy’s work.

Congratulations also to Gail J, the winner of the 50/50 draw. Gail received a cheque for \$1,500.00. Thanks to everyone who supported our Quilt Show fundraising initiative. Funds raised are used to offset the costs of renting the Lions Center space where our quilt show is held.

Have you started thinking about your quilt show entries? You now have the Categories list. Which categories will your quilts fit into? We have uploaded a *definitions list* onto our website that will help you decide where to categorize your quilts. For example, if you love to do traditional quilts, which are comprised of repeating blocks and shapes based on a grid, the best place for your traditional quilt is in the Traditional Quilts Category. If your quilt is small (with a perimeter of less than 160 inches) it would go in the Traditional Quilts – Small category. (Fairly self-explanatory.) Please review the DEFINITIONS information provided under the Festival of Quilts Tab on the website. It is important that your quilt goes into the category that *best suits* your quilt and you are the person who can best make that determination. If you are still unsure where your quilt should go, don't hesitate to contact the Quilt Show Committee to discuss it.

The EDQG Quilt Show Rules and Definitions have also been uploaded to the website as well. Please check these out to ensure your eligibility!

All quilts entered in the quilt show must have a label. It is important for a number of reasons. Firstly, it helps us keep track of the quilts and who they belong to. It also says you are proud of your work and want people to know who made it. Your quilt label *might* include:

- a. The name of the quilt; (This must be the same name as on your registration form!)
- b. The name of the person who made the quilt; and anyone who helped with the project (group quilts);
- c. The source or the pattern or designer;
- d. Who it was made for and why;
- e. Where it was made;
- f. Date it was made;
- g. It could include techniques used in the quilt;
- h. Inspiration – was it inspired by something or someone?
- i. Care Instructions;
- j. Anything else you think someone might like to know.

An article on quilt labels written by Sandra Hamilton is on the website for your review. It includes four links to articles and videos on How to Make Quilt Labels should you need a bit more guidance.

We will be looking for volunteers to work at the quilt show. Watch for more information on how to volunteer in our upcoming newsletters.

Important Dates for June 2023

- | | |
|------------------|---|
| Thursday, June 1 | – Drop off your Quilts at the Central Lions Recreation Centre |
| Friday, June 2 | - Judging and Show Set-up |
| Saturday, June 3 | - Quilt Show |
| Sunday, June 4 | - Quilt Show & Takedown (4:00) |

As always, if you have any questions or concerns about the Quilt Show, please contact me, Myrna P, at quiltshow@edgg.ca.

-Myrna P, EDQG Quilt Show Chair



Nominating Committee

With the arrival of this edition of Quilt Connections, our guild year is half over, and the June AGM and Banquet are just 5 months away. The EDQG Election is an opportunity for you to select people to guide the EDQG. Would you be willing to assist me as a member of the Nomination Committee? Are you wondering what you need to do? You need to be willing to contact other guild members and see if they would be willing to take on a role on the Board. For the June election, volunteers will be needed for: Chair, Vice Chair, Director of Education and Director of Member Services. The commitment period for those elected will be for two years for all positions. If you are unable to help on the committee but know of a guild member you think would be a great asset to the Board or if you are willing to let your name stand for a position, please send an email to pastchair@edgg.ca . For more information, check out <https://edgg.ca/job-descriptions>.

EDQG DAY RETREAT FEBRUARY 24-26, 2023

Location: Providence Renewal Centre, 3005 119 St NW, Edmonton

Cost: \$165 per person
Registration Closes Friday, February 17, 2023
Visit: <https://edgg.ca/> to register

Time:
Friday, February 24 2:30 pm to 9 pm
Saturday, February 25 8 am to 9 pm
Sunday February 26 8 am to 3 pm

Meals:
Meals will be catered by A Capella Catering
Friday:
Dinner 5:30 pm (Lasagna)
Saturday:
Lunch Noon (Soup & Sandwich)
Dinner 5:30 pm (Beef Brisket)
Sunday:
Brunch 11:00 am (Eggs, Bacon/Sausage)

Feature Store:
The Jelly Roll Shop from Falun will be joining us on Saturday afternoon.
<https://www.jellyrollshop.com/about-us.htm>

Massage Therapists:
Jackie and Leslie from *Body Renewal Therapy Clinic* will also be offering their services





Quilted Creations Inc.
780 781-2853 cathyschulze@quiltedcreations.ca

At Quilted Creations we strive to be one of the best machine quilting service providers—we do this by making you our top priority!

- Professional Longarm Quilting Services
- No charge pick up and drop off service in Edmonton and area

* NEW EDMONTON LOCATION:
12071-21 AVENUE SW

www.quiltedcreations.ca 780 781-2853

Find us on Facebook at @quiltedcreationscanada

\$50 Off

Sew Steady Extension Tables and Accessories
www.sewmanlyquilting.com



Come visit us or check our website for upcoming events, classes and travel plans!



250-130 Broadway Blvd ~ Sherwood Park, AB
780-464-9697 ~ www.loriscountrycottage.com

Joy Quilts
Premium Cotton Fabrics,
Patterns, Notions, Kits,
free motion/longarm quilting
www.joyquilts.com
joyquilts@hotmail.com
2-21060 TWP.rd. 540
T8G2A5 Ardrossan
587-599-0825



Your Sewing Superstore

brother

elna

Husqvarna VIKING



BERNINA

baby lock

TITAN

SOUTH
8649 - 63 Avenue
Edmonton, AB
Canada T6E 0E8
780.469.1147



WEST
18514 104 Ave. NW
Edmonton, AB
Canada
780- 486-0047

www.centrasewing.com



100 McKenney Ave, St. Albert
780 418 7845

We are thrilled to be offering classes again and we have a lot of new and exciting projects on the go. Come in to see the latest notions, fabrics, and books. We are trying to keep our customers safe, so please check our hours and protocols on our website.

Check us on Facebook Pinterest Instagram or www.quiltessentialco.ca

TRAPUNTO

Our bright modern shop houses 3,500 bolts from over 40 of your favourite brands. Longarm services, kits, patterns, sashiko, DMC floss, Sue Spargo wool & more!

7019 104 ST NW, Edmonton | Tuesday to Saturday from 10 to 5
trapunto.ca | 780-860-1395

JOHNSON'S
sewing centre

Home of Quilter's Dream

Your creative destination!

BERNINA
made to create **JANOME**
PFAFF Reliability by Design

South: 4359 99 Street

780-496-9375

North: 10736 124 Street

780452-0102

www.johnsonssewing.com

qdfabrics@johnsonssewing.com

Over 5000 bolts of 100% cotton at BOTH store locations! Your destination for sewing machines, books, patterns, notions, quilting supplies, machine accessories and so much more!



Kim Caskey Custom Quilting

Instructor, Designer, Longarm Quilter, Tour Host


780-288-9008

kim@kimcaskey.ca

- * All-over edge-to-edge designs .03¢ per square inch
- * Custom quilting designs, hourly rate
- * Hobbs 80/20, Wool and Tuscany batting available
- * Fast turn-around time

Birdie and Dot
FABRICS

www.birdieanddotfabrics.ca
birdieanddot@gmail.com





SEWCLEVER
 Quilting - Faster - Easier - Better
 sewclever.ca
 laser cut 1/8" & 1/4" acrylic templates & fabric shapes
 Lauri Remin 780 466 0921




LIBERTY
 MORE LIBERTY FABRICS ARRIVING

- ♥ Longarm Quilting Services ♥ Longarm Rentals
- ♥ Fabric & Supplies ♥ Quilting Kits ♥ Shop online
- ♥ Monthly Fabric Clubs ♥ Blue Barn Quilt GUILD

Our Studio is located 30 minutes west of Edmonton, AB.
 (780) 700-4456 www.bluebarnquiltco.com

SPOOLS THE WORKSHOP



Joanne Flamand
 780-913-3982
 Long Arm Quilter
 APQS Sales and Education
 Coach and Mentor

joannestudioz@gmail.com IG: longarmjo
www.spoolstheworkshop.com



The Green Thimble
 Consignment Sewing Supplies

Have too much fabric? Destash!
 Need more fabric? Shop online and in person!

Website: thegreenthimble.ca
 Instagram: @thegreenthimble.ca
 Facebook: facebook.com/thegreenthimble.ca
 Email: contact@thegreenthimble.ca

Calendar of Events Guild items are in **BOLD**

JANUARY

- January 16 **9:30 – 12:30 Millwoods United Church**
Stitching Connection
- January 24 **7PM Coffee Bee Group**
- January 27 **Deadline for Newsletter Submissions**

FEBRUARY

- February 7 **7:00 – 9:00 Meeting on Zoom**
Stitching Connection
- February 14 **Community Service FFAA Studio**
- Feb 18 **Sew Day**
- February 21 **7PM Coffee Bee Group**
- February 24-26 **EDQG Day Retreat**
- February 24 **Deadline for Newsletter Submissions**
- February 27 **9:30 – 12:30 Millwoods United Church**
Stitching Connection



MARCH

- March 14 **Community Service FFAA Studio**
- March 18 **Sew Day**
- March 21 **7PM Coffee Bee Group**

APRIL

- April 11 **Community Service FFAA Studio**
- April 25 **7PM Coffee Bee Group**

MAY

May 9

May 17

May 23

Community Service FFAA Studio
Deadline for Prairie Rose Quilt Challenge
7PM Coffee Bee Group

JUNE

June 14

AGM and Banquet

The Coffee Bee Group started out a few years ago meeting at a local coffee shop on the first Tuesday after the EDQG Guild Meeting. Currently, we are meeting by ZOOM, partially due to covid-19 and partially due to the large size of our group now.

We “meet” to talk all things quilting. Each year, we select a quilt pattern and make a quilt to donate to the EDQG charity of choice. It is usually an easy to do pattern that doesn’t require buying any fabric, assuming you have a stash to draw from!

Best of all, this group is open to everyone and is “Drop-in” - so no commitment! New Guild members are always welcome! Please feel free to join us when and if you can. If you have any questions, or would like the link, please contact Myrna P. Email at myrnapurser@hotmail.com.

Stitching Connection

We meet the **first Tuesday evening** of the month, which will be on **Zoom** for January. We meet the **third Monday morning** of the month, which will be in person at **Mill Woods United Church**, 15 Grand Meadow Crescent, Edmonton. Bring your machine if you want to sew, or bring a hand project of whatever type you wish, or just come and catch up on two and a half years of not meeting in person!

Questions? Contact: Ethel R or Barbara K stitchingconnection@edqq.ca

Jan 16 **Stitching Connection Millwoods Church**

We will decide before the March guild newsletter deadline if the Tuesday evening meeting moves to in person.

Newsletter Submissions: Email your submission to newsletter@edqq.ca . Please use EDQG Newsletter as the subject line. Your submission should include your name and contact information. We encourage submissions from members such as book reviews, articles about the accomplishments of guild members (Shining the Spotlight), upcoming events of interest to quilters, information on free patterns, websites, tips and tricks or new quilting ideas or techniques. We reserve the right to edit articles. If you are including photos with your submission, you must include information about the person or group to be given credit for the photo and confirmation of permission to publish the photos with your submission. We reserve the right to publish submissions without photos if the necessary information and permissions are not provided.

Website Submissions: email your submissions to the webmaster, Charlene, at webmaster@edqq.ca . The same rules apply to pictures submitted for posting on the website as apply to pictures submitted to be printed in the Newsletter.

Newsletter Ads: email requests to: Ethel R, communications@edqq.ca

Check the website regularly for additional news: <http://www.edqg.ca/>



**Deadline for submissions to the February 2023 newsletter:
Friday, January 27, 2023**

